



ARKANSAS RAZORBACKS

1 National Championship » 6 Final Four Appearances » 10 Sweet 16 Appearances » 31 NCAA Tournament Bids

>> 2016-17 SCHEDULE »

Overall: 0-0 | SEC: 0-0 | H: 0-0 | A: 0-0 | N: 0-0

OCTOBER (1-0)

28 Central Missouri+ W, 87-60

NOVEMBER (0-0)

4	Emporia State+		7 p.m.
11	Fort Wayne	SEC Network +	7 p.m.
14	Southern Illinois	SEC Network +	7 p.m.
18	UT Arlington	SEC Network +	7 p.m.
22	at Minnesota	ESPN3	7 p.m.
28	Mount Saint Mary's	SEC Network +	7 p.m.

DECEMBER (0-0)

1	Stephen F. Austin	SEC Network	8 p.m.
3	Austin Peay	SEC Network +	7 p.m.
6	Houston	SEC Network	6 p.m.
10	North Florida	SEC Network	4:30 p.m.
17	Texas^	ESPNU	1:30 p.m.
20	North Dakota St.	SEC Network	6 p.m.
22	Sam Houston St.#		7 p.m.
29	Florida*	SEC Network	6 p.m.

JANUARY (0-0)

3	at Tennessee*	SEC Network	5:30 p.m.
7	at Kentucky*	SEC Network	7:30 p.m.
10	Mississippi State*	SEC Network	8 p.m.
14	Missouri*	SEC Network	5 p.m.
17	at Texas A&M*	SEC Network	6 p.m.
21	LSU*	SEC Network	7:30 p.m.
24	at Vanderbilt*	SEC Network	7:30 p.m.
28	at Oklahoma St.%	ESPNU	3 p.m.

FEBRUARY (0-0)

1	Alabama*	SEC Network	6 p.m.
4	at Missouri*	SEC Network	5 p.m.
7	Vanderbilt*	SEC Network	7:30 p.m.
11	at LSU*	SEC Network	7:30 p.m.
15	at South Carolina*	SEC Network	5:30 p.m.
18	Ole Miss*	SEC Network	5 p.m.
22	Texas A&M*	SEC Network	7:30 p.m.
25	at Auburn*	SEC Network	7:30 p.m.

MARCH (0-0)

1	at Florida*	ESPN2	6 p.m.
4	Georgia*	ESPN/2	1 p.m.
8-12	SEC Tournament	Nashville, Tenn.	

All times Central and subject to change

+ Exhibition Game

at Verizon Arena (North Little Rock, Ark.)

^ Lone Star Shootout (Houston, Texas)

% Big12/SEC Challenge

* SEC Game

>> THE EXHIBITION MATCHUP »

ARKANSAS RAZORBACKS (0-0)

Head Coach: Mike Anderson (Tulsa '82)

Record at Arkansas: 102-64 (6th Season)

Overall Record: 302-162 (15th Season)



VS

EMPORIA STATE (0-0)

Head Coach: Shaun Vandiver (Colorado '91)

Record at Emporia State: 65-77 (6th Season)

Overall Record: 65-77 (6th Season)



>> #FASTEST40 FACTS »

- Arkansas is one of five teams in the SEC to finish .500 or better in the league in each of the last four years.

- Arkansas is picked to finish fifth in the SEC by the media and has finished higher than they were picked each of the last three seasons.

- Arkansas returns 61 percent of minutes played, 58 percent of scoring and 55 percent of rebounding.

- The Razorbacks return their top two scorers and rebounders from a year ago and the top four shooters in terms of field goal percentage.

- Arkansas is one of 10 schools returning two players (Kingsley and Hannahs) from a year ago who averaged 15.5 or more points per game, and one of four from a power five conference.

- The Razorbacks have road wins over 10 different SEC opponents in the last three years, which is tied for second in the league with Florida and only trails Kentucky.

- Since Mike Anderson came back to Arkansas, the Razorbacks are tied for the third-most home victories in the country with 80.

- Arkansas is one of three teams with 80-plus wins and fewer than 15 losses at home over the last five seasons.

- Emporia State marks the 11th consecutive NCAA division II school Arkansas has played in exhibition action.

>> GAMEDAY INFORMATION »

DATE: Friday, Nov. 4, 2016 | 7 p.m. CT

LOCATION: Bud Walton Arena (Fayetteville, Ark.)

TV: None

RADIO: Razorback/IMG Sports Network

TALENT: Chuck Barrett (PXP), Matt Zimmerman (Analyst)

STATS: ArkansasRazorbacks.com | StatBroadcast

SERIES RECORD: First Meeting

NEXT UP: vs. Fort Wayne - Friday, Nov. 11 at 7 p.m.

>> ANDERSON IN EXHIBITIONS »

- The Razorbacks are 11-0 in exhibition games under Head Coach Mike Anderson.

- Arkansas has scored 89-plus points in seven of those 11 exhibition games and eclipsed the century mark four times.

- The Razorbacks have won those 11 exhibition games by an average of 31.1 points, including a 45-point victory over Southwestern Oklahoma State in last year's preseason opener.

- During Anderson's 15 years as a head coach, he is 29-0 all-time in exhibition contests.

>> PRESEASON HONORS »

Moses Kingsley

- SEC Preseason Player of the Year

- Kareem Abdul-Jabbar Award Watch List

Dusty Hannahs

- Jerry West Award Watch List



Note

- Arkansas is one of seven programs in the country to put players on watch lists for the Jerry West Award and the Kareem Abdul-Jabbar Award.

>> HOW THEY COMPARE » BY THE NUMBERS »

	78.2	.443	.397	37.1	16.3	5.2	7.4	74.7	.435	.359	-0.1	1.5
	⌞	⌞	⌞	⌞	⌞	⌞	⌞	⌞	⌞	⌞	⌞	⌞
	POINTS	FG%	3FG%	BOARDS	ASSISTS	BLOCKS	STEALS	SCORING DEFENSE	FG% DEFENSE	3FG% DEFENSE	REBOUND MARGIN	AST-TO RATIO
	73.1	.450	.355	31.1	13.0	3.4	6.3	73.1	.493	.392	-1.9	1.2

#FASTEST40



NUMERICAL ROSTER »

No.	Name	Pos.	Ht.	Wt.	Yr.	Hometown/High School/Last School
0	Jaylen Barford	G	6-3	202	Jr.	Jackson, Tenn. / Motlow State CC
1	Trey Thompson	F	6-9	265	Jr.	Madison, Ark. / Forrest City HS
2	Adrio Bailey	F	6-6	204	Fr.	Campti, La. / Lakeview HS
3	Dusty Hannahs	G	6-3	203	Sr.	Little Rock, Ark. / Pulaski Academy / Texas Tech
4	Daryl Macon	G	6-3	185	Jr.	Little Rock, Ark. / Parkview HS / Holmes CC
5	Arlando Cook	F	6-8	215	Jr.	St. Louis, Mo. / Madison Prep / Connors State College
11	RJ Glasper	G	5-10	168	Fr.	Forrest City, Ark. / Forrest City HS
12	Brachen Hazen	F	6-8	195	Fr.	Fort Wayne, Ind. / Columbia City HS
13	Dustin Thomas	F	6-8	225	R-Jr.	Texarkana, Texas / Pleasant Grove HS / Colorado
21	Manuale Watkins	G	6-3	222	Sr.	Fayetteville, Ark./Fayetteville HS
23	C.J. Jones	G	6-5	175	Fr.	Birmingham, Ala. / Central Park Christian
31	Anton Beard	G	6-0	198	Jr.	N. Little Rock, Ark./North Little Rock HS
33	Moses Kingsley	F	6-10	230	Sr.	Abuja, Nigeria/Huntington Prep (W. Va.)

COACHING STAFF »

Title	Name	Experience	Alma Mater
Head Coach	Mike Anderson	6th Year	Tulsa, '82
Associate Head Coach	Melvin Watkins	6th Year	Charlotte, '77
Assistant Coach	TJ Cleveland	6th Year	Arkansas, '02
Assistant Coach	Scotty Thurman	1st Year	Philander-Smith, '03
Director of Operations	Matt Zimmerman	6th Year	Arkansas, '90
Director of S-A Development	Jeff Daniels	6th Year	Montevallo, '82
Video Coordinator	Will Bartlett	6th Year	Missouri, '09
Special Assistant to the HC	Lee Mayberry	3rd Year	Arkansas, '15
Graduate Assistant	Kikko Haydar	2nd Year	Arkansas, '14
Graduate Assistant	Riley Hall	2nd Year	Arkansas, '16
Athletic Trainer	Dave England	33rd Year	Arkansas, '80
Strength & Conditioning Coach	Adam Petway	3rd Year	USSA, '13



Jaylen Barford
Jr. | G | 6-3 | 202



Trey Thompson
Jr. | F | 6-9 | 265



Adrio Bailey
Fr. | F | 6-6 | 204



Dusty Hannahs
R-Sr. | G | 6-3 | 210



Daryl Macon
Jr. | G | 6-3 | 185



Arlando Cook
Jr. | F | 6-8 | 215



RJ Glasper
Fr. | G | 5-10 | 168



Brachen Hazen
Fr. | F | 6-8 | 195



Dustin Thomas
R-Jr. | F | 6-8 | 225



Manuale Watkins
Sr. | G | 6-3 | 222



C.J. Jones
Fr. | G | 6-5 | 175



Anton Beard
Jr. | G | 6-0 | 198



Moses Kingsley
Sr. | F | 6-10 | 230



Mike Anderson
Head Coach
6th Season

ALPHABETICAL »

No.	Name	Yr.
2	Bailey, Adrio	Fr.
0	Barford, Jaylen	Jr.
3	Beard, Anton	Jr.
5	Cook, Arlando	Jr.
11	Glasper, RJ	Fr.
3	Hannahs, Dusty	Sr.
12	Hazen, Brachen	Fr.
23	Jones, C.J.	Fr.
33	Kingsley, Moses	Sr.
4	Macon, Daryl	Jr.
1	Thompson, Trey	Jr.
13	Thomas, Dustin	R-Jr.
21	Watkins, Manuale	Sr.

BY STATE »

Alabama (1)		
23	Jones, C.J.	Fr.

Arkansas (6)		
3	Beard, Anton	Jr.
11	Glasper, RJ	Fr.
4	Macon, Daryl	Jr.
3	Hannahs, Dusty	Sr.
1	Thompson, Trey	Jr.
21	Watkins, Manuale	Sr.

Indiana (1)		
12	Hazen, Brachen	Fr.

International (1)		
33	Kingsley, Moses	Sr.

Louisiana (1)		
2	Bailey, Adrio	Fr.

Missouri (1)		
5	Cook, Arlando	Jr.

Tennessee (1)		
0	Barford, Jaylen	Jr.

Texas (1)		
13	Thomas, Dustin	R-Jr.

BY CLASS »

FRESHMEN (4)		
2	Bailey, Adrio	Fr.
11	Glasper, RJ	Fr.
12	Hazen, Brachen	Fr.
23	Jones, C.J.	Fr.

JUNIORS (6)		
0	Barford, Jaylen	Jr.
3	Beard, Anton	Jr.
5	Cook, Arlando	Jr.
4	Macon, Daryl	Jr.
1	Thompson, Trey	Jr.
13	Thomas, Dustin	R-Jr.

SENIORS (3)		
3	Hannahs, Dusty	Sr.
33	Kingsley, Moses	Sr.
21	Watkins, Manuale	Sr.

MIKE ANDERSON



HEAD COACH
6TH SEASON AT ARKANSAS
15TH SEASON OVERALL

CAREER NUMBERS

At Arkansas: 102-64 (6th Year)

2015-16 » 16-16
2014-15 » 27-9 (NCAA, Third Round)
2013-14 » 22-12 (NIT, Second Round)
2012-13 » 19-13
2011-12 » 18-14

At Missouri: 111-57 (5 Years)

2010-11 » 23-11 (NCAA Second Round)
2009-10 » 23-11 (NCAA Second Round)
2008-09 » 31-7 (NCAA Elite Eight)
2007-08 » 16-16
2006-07 » 18-12

At Alabama-Birmingham (UAB): 89-41 (4 Years)

2005-06 » 24-7 (NCAA First Round)
2004-05 » 22-11 (NCAA Second Round)
2003-04 » 22-10 (NCAA Sweet 16, C-USA Co-Champs)
2002-03 » 21-13 (NIT Quarterfinals)

Overall Record 302-162 (15th Year)

IT'S A NUMBERS GAME

Postseason Tournaments

1 2 3 4 5 6 7 8 9

20-Win Seasons

1 2 3 4 5 6 7 8 9

NCAA Tournaments

1 2 3 4 5 6 7

30-Win Seasons

1

Losing Seasons

0

PERSONAL INFO

Born: Dec. 12, 1959
Hometown: Birmingham, Ala.
Alma Mater: Tulsa (1982)
Wife: Marcheita
Children: Darcheita, Michael Jr., Yvonne
Date Named Head Coach at Arkansas: March 23, 2011

The Razorback Nation welcomed home one of its own on March 23, 2011, when Mike Anderson was named the 12th head men's basketball coach in Arkansas history. Charged with bringing back the winning tradition that was synonymous with the Razorback program throughout the '80s and '90s, Anderson enters his sixth season at Arkansas and 15th year as a head coach in 2016-17.

After losing 72 percent of scoring production heading into the 2015-16 season, Anderson continued his history of developing players as Arkansas finished third in the Southeastern Conference in scoring at 78.2 points per game and paced the league in three-point field goal percentage, turnover margin and assist/turnover ratio. Despite dropping eight games by four points or less, Arkansas never wavered and caught fire toward the end of the season to win four of its final five regular season games and finish eighth in the SEC. The Razorbacks became one of five teams to post a .500 or better record in conference play each of the last four years.

A longtime assistant and associate head coach at Arkansas, Anderson spent a combined nine years as a head coach at the University of Alabama-Birmingham and the University of Missouri before returning to the Razorbacks.

One of just 10 current Division I head coaches with 10-plus years of experience and no losing seasons, Anderson's 14 years at the helm of a program have resulted in a 302-162 record, nine 20-win campaigns, seven NCAA Tournament appearances, two Sweet Sixteen berths and a run to the 2009 Elite Eight.

During his first five seasons at Arkansas, Anderson produced a 102-64 record and was the first head coach in program history to win 18 or more games in each of his first four years. Anderson has also re-established Bud Walton Arena as one of the toughest places to play and brought excitement back to the tradition-rich program. In his first five years, Arkansas has won 80 games (80-12) in Bud Walton Arena, including an arena-record 17 during each of his first three years. The 2012-13 squad posted just the third unbeaten SEC home record (9-0) in program history and the first since 1998. The success on-and-off the court has translated into fan support as Arkansas returned to the top 25 in national attendance the first four years, including No. 11 in 2014-15.

CONSISTENCY

Head coach Mike Anderson is one of just 10 current Division I coaches with 10-plus years of head coaching experience and no losing seasons. Anderson and Thad Matta are the only coaches to accomplish the feat during stops at three different institutions.

Coach	Schools	Yrs
Roy Williams	Kansas/UNC	27
Tom Izzo	Michigan State	20
Mark Few	Gonzaga	16
Thad Matta	Butler/Xavier/Ohio State	15
Mike Anderson	UAB/Missouri/Arkansas	14
Jamie Dixon	Pittsburgh	12
Sean Miller	Xavier/Arizona	11
Andy Kennedy	Cincinnati/Ole Miss	10
Dave Rose	BYU	10
Ben Jacobson	Northern Iowa	10

RECORD:	OVERALL	HOME	AWAY	NEUTRAL
ALL GAMES	16-16	13-5	3-8	0-3
CONFERENCE	9-9	6-3	3-6	0-0
NON-CONFERENCE	7-7	7-2	0-2	0-3

#	Player	gp-gs	min	avg	Total		3-Point		F-Throw		Rebounds				pf	dq	a	to	blk	stl	pts	avg
					fg-fga	fg%	3fg-fga	3fg%	ft-fa	ft%	off	def	tot	avg								
03	Hannahs, Dusty	32-20	866	27.1	174-380	.458	81-187	.433	100-115	.870	19	58	77	2.4	68	0	29	41	0	20	529	16.5
33	Kingsley, Moses	32-31	945	29.5	183-334	.548	0-0	.000	142-223	.637	103	196	299	9.3	94	4	39	65	76	36	508	15.9
05	Bell, Anthlon	32-30	918	28.7	172-402	.428	89-202	.441	69-82	.841	22	71	93	2.9	70	1	39	35	7	21	502	15.7
31	Beard, Anton	23-1	481	20.9	57-164	.348	19-66	.288	27-42	.643	13	40	53	2.3	53	2	41	17	2	24	160	7.0
04	Durham, Jabril	32-32	890	27.8	59-168	.351	19-67	.284	61-77	.792	15	96	111	3.5	70	1	204	57	2	52	198	6.2
24	Whitt, Jimmy	32-10	550	17.2	75-194	.387	6-16	.375	38-48	.792	11	42	53	1.7	66	0	35	31	6	20	194	6.1
21	Watkins, Manuale	32-9	629	19.7	69-145	.476	0-1	.000	25-46	.543	29	67	96	3.0	55	1	66	24	3	28	163	5.1
01	Thompson, Trey	29-1	503	17.3	37-61	.607	0-0	.000	16-31	.516	28	96	124	4.3	88	6	36	33	27	13	90	3.1
15	Jenkins, Lorenzo	1-0	7	7.0	1-4	.250	1-1	1.000	0-0	.000	0	2	2	2.0	0	0	1	0	0	0	3	3.0
55	Miles, Keaton	32-24	480	15.0	35-103	.340	1-4	.250	21-48	.438	35	56	91	2.8	82	1	29	34	23	19	92	2.9
50	Kouassi, Willy	31-2	255	8.2	21-36	.583	0-0	.000	20-36	.556	25	35	60	1.9	41	0	1	10	19	3	62	2.0
14	Simmons, Tristan	2-0	0	0.0	0-0	.000	0-0	.000	0-0	.000	0	0	0	0.0	0	0	0	0	0	0	0	0.0
02	Mosiman, Jake	2-0	1	0.5	0-1	.000	0-0	.000	0-0	.000	0	0	0	0.0	0	0	0	0	0	0	0	0.0
Team											74	53	127					10				
Total.....		32	6525		883-1992	.443	216-544	.397	519-748	.694	374	812	1186	37.1	687	16	520	357	165	236	2501	78.2
Opponents.....		32	6525		803-1844	.435	231-644	.359	553-790	.700	349	838	1187	37.1	659	-	447	457	140	165	2390	74.7

TEAM STATISTICS	AR	OPP
SCORING	2501	2390
Points per game	78.2	74.7
Scoring margin	+3.5	-
FIELD GOALS-ATT	883-1992	803-1844
Field goal pct	.443	.435
3 POINT FG-ATT	216-544	231-644
3-point FG pct	.397	.359
3-pt FG made per game	6.8	7.2
FREE THROWS-ATT	519-748	553-790
Free throw pct	.694	.700
F-Throws made per game	16.2	17.3
REBOUNDS	1186	1187
Rebounds per game	37.1	37.1
Rebounding margin	+0.0	-
ASSISTS	520	447
Assists per game	16.3	14.0
TURNOVERS	357	457
Turnovers per game	11.2	14.3
Turnover margin	+3.1	-
Assist/turnover ratio	1.5	1.0
STEALS	236	165
Steals per game	7.4	5.2
BLOCKS	165	140
Blocks per game	5.2	4.4
ATTENDANCE	267825	133475
Home games-Avg/Game	18-14879	11-10524
Neutral site-Avg/Game	-	3-5903

Score by Periods	1st	2nd	OT	Totals
Arkansas	1148	1295	58	2501
Opponents	1081	1253	56	2390

Date	Opponent		Score	Att
11/13/15	SOUTHERN UNIVERSITY	W	86-68	14158
11/18/15	AKRON	L	80-88	14041
11/20/15	CHARLESTON SOUTHERN	W	93-75	14203
11/26/15	vs Georgia Tech	L	73-83	1283
11/27/15	vs Stanford	L	66-69	4156
12/01/15	NORTHWESTERN STATE	W	117-78	13984
12/04/15	at Wake Forest	L	85-88	9488
12/08/15	EVANSVILLE	W	89-76	13980
12/12/15	TENNESSEE TECH	W	83-57	14336
% 12/19/15	MERCER	Lot	66-69	9120
12/22/15	NORTH FLORIDA	W	97-72	14794
12/30/15	at Dayton	Lot	81-85	13455
* 01/02/16	at Texas A&M	L	69-92	11332
* 01/05/16	VANDERBILT	Wot	90-85	14179
* 01/09/16	MISSISSIPPI STATE	W	82-68	16246
* 01/12/16	at Mizzou	W	94-61	6627
* 01/16/16	at LSU	L	74-76	13610
* 01/21/16	KENTUCKY	L	66-80	18588
* 01/23/16	at Georgia	Lot	73-76	10523
* 01/27/16	TEXAS A&M	W	74-71	14410
01/30/16	TEXAS TECH	Wot	75-68	15975
* 02/03/16	at Florida	L	83-87	9013
* 02/06/16	TENNESSEE	W	85-67	15970
* 02/09/16	at Mississippi State	L	46-78	6272
* 02/13/16	at Ole Miss	L	60-76	9500
* 02/17/16	AUBURN	L	86-90	14351
* 02/20/16	MIZZOU	W	84-72	16617
* 02/23/16	LSU	W	85-65	15767
* 02/27/16	at Tennessee	W	75-65	14413
* 03/02/16	at Alabama	W	62-61	11533
* 03/05/16	SOUTH CAROLINA	L	61-76	17106
03/10/16	vs Florida	L	61-68	12270

% = North Little Rock, Ark. (Verizon Arena)

* = Conference Game

Central Missouri vs Arkansas

10/28/16 7:02 p.m. at Fayetteville, Ark. (Bud Walton Arena)

Central Missouri 60 • 0-0

##	Player		Total	3-Ptr	FT-FTA	Rebounds			PF	TP	A	TO	Blk	Stl	Min
			FG-FGA	FG-FGA		Off	Def	Tot							
33	WOLF,KYLE	f	3-9	2-6	2-2	1	0	1	2	10	2	1	0	0	29
50	LOWRANCE,JAKOB	c	0-5	0-2	0-0	0	2	2	2	0	0	0	0	1	16
04	SMITH,CLARENCE	g	1-2	1-2	3-4	0	1	1	3	6	1	1	0	0	20
11	O'NEIL,BRETT	g	0-0	0-0	0-0	0	1	1	0	0	2	4	1	1	16
31	REAVES,SPENCER	g	3-8	2-6	2-2	0	1	1	1	10	1	2	0	0	29
00	RICE,DUSHAUN		1-3	1-2	1-3	1	1	2	4	4	1	1	0	0	18
03	WOODSON,BRAD		3-6	1-3	0-0	0	1	1	3	7	0	2	0	1	15
12	REINMILLER,LOUIS		1-3	1-3	0-0	0	2	2	0	3	1	0	0	0	7
20	LAWRENCE,MARQUIEZ		3-7	0-0	4-10	3	5	8	4	10	1	2	0	0	20
22	WILKINSON,MATT		1-1	0-0	0-0	0	0	0	2	2	1	1	0	0	7
23	LOCKE,ERICK		2-5	0-0	1-2	0	0	0	3	5	0	1	0	0	14
24	GABRIEL,WILLIAMS		0-0	0-0	0-0	0	2	2	3	0	0	1	0	0	7
32	WINGER,MICHAEL		1-1	1-1	0-0	0	0	0	0	3	1	0	0	0	2
Team						2	3	5			3				
Totals			19-50	9-25	13-23	7	19	26	27	60	11	19	1	3	200

FG % 1st Half: 8-19 42.1% 2nd half: 11-31 35.5% Game: 19-50 38.0%
 3FG % 1st Half: 4-10 40.0% 2nd half: 5-15 33.3% Game: 9-25 36.0%
 FT % 1st Half: 11-16 68.8% 2nd half: 2-7 28.6% Game: 13-23 56.5%

Deadball
Rebounds
3,4

Arkansas 87 • 0-0

##	Player		Total	3-Ptr	Rebounds						PF	TP	A	TO	Blk	Stl	Min
			FG-FGA	FG-FGA	FT-FTA	Off	Def	Tot									
13	THOMAS,DUSTIN	f	2-4	0-0	2-2	1	1	2	3	6	0	0	0	1	15		
33	KINGSLEY,MOSES	c	2-5	0-0	4-6	1	3	4	2	8	2	0	4	0	23		
00	BARFORD,JAYLEN	g	4-8	0-2	2-2	3	5	8	3	10	1	3	0	0	23		
03	HANNAHS,DUSTY	g	7-11	0-2	3-6	0	1	1	2	17	2	0	0	1	20		
04	MACON,DARYL	g	2-7	1-5	3-3	1	1	2	0	8	3	3	0	0	25		
01	THOMPSON,TREY		0-1	0-0	1-2	1	3	4	4	1	2	3	1	0	13		
02	BAILEY,ADRIO		1-1	0-0	3-4	1	4	5	0	5	0	0	0	0	5		
05	COOK,ARLANDO		3-4	0-0	2-2	0	2	2	0	8	0	0	1	0	12		
12	HAZEN,BRACHEN		1-3	0-1	0-1	0	0	0	1	2	0	0	0	1	10		
21	WATKINS,MANUALE		4-5	0-1	2-3	2	7	9	1	10	3	1	0	1	20		
23	JONES,CJ		2-6	0-3	0-0	0	0	0	2	4	0	0	0	0	11		
31	BEARD,ANTON		2-6	0-4	4-5	0	1	1	3	8	4	0	0	2	23		
Team						1	2	3									
Totals			30-61	1-18	26-36	11	30	41	21	87	17	10	6	6	200		

FG % 1st Half: 15-34 44.1% 2nd half: 15-27 55.6% Game: 30-61 49.2%
 3FG % 1st Half: 1-11 9.1% 2nd half: 0-7 0.0% Game: 1-18 5.6%
 FT % 1st Half: 10-15 66.7% 2nd half: 16-21 76.2% Game: 26-36 72.2%

Deadball
Rebounds
7,1







Officials: Olandis Poole, K.B. Burdette Jr., Nathan Bemis

Technical fouls: Central Missouri-None. Arkansas-None.

Attendance: 13293

Estimated Actual Attendance: 3451

Score by periods	1st	2nd	Total
Central Missouri	31	29	60
Arkansas	41	46	87

0		JAYLEN BARFORD ■ JR ■ G ■ 6-3 ■ 202 Jackson, Tenn. ■ Motlow State CC	<table><tr><th>YEAR</th><th>GP/GS</th><th>PPG</th><th>APG</th><th>RPG</th><th>SPG</th><th>FG%</th><th>FT%</th></tr><tr><td>2016-17</td><td>--/--</td><td>--</td><td>--</td><td>--</td><td>--</td><td>--</td><td>--</td></tr><tr><td>Career</td><td>--/--</td><td>--</td><td>--</td><td>--</td><td>--</td><td>--</td><td>--</td></tr></table>	YEAR	GP/GS	PPG	APG	RPG	SPG	FG%	FT%	2016-17	--/--	--	--	--	--	--	--	Career	--/--	--	--	--	--	--	--	PLAYER NOTABLES: <ul style="list-style-type: none">Ranked as the No. 1 JUCO transfer in the 2016 class.Scored 20+ pts in 26 out of 32 games last season.Led the nation in scoring at 26.2 ppg and paced the country in FGM (310-527) and total points (837).	CAREER HIGHS PTS: AST: REB: STL:
YEAR	GP/GS	PPG	APG	RPG	SPG	FG%	FT%																						
2016-17	--/--	--	--	--	--	--	--																						
Career	--/--	--	--	--	--	--	--																						
1		TREY THOMPSON ■ JR ■ F ■ 6-9 ■ 265 Madison, Ark. ■ Forrest City HS	<table><tr><th>YEAR</th><th>GP/GS</th><th>PPG</th><th>RPG</th><th>BPG</th><th>APG</th><th>FG%</th><th>FT%</th></tr><tr><td>2016-17</td><td>--/--</td><td>--</td><td>--</td><td>--</td><td>--</td><td>--</td><td>--</td></tr><tr><td>Career</td><td>43/1</td><td>2.2</td><td>3.0</td><td>0.7</td><td>0.9</td><td>.576</td><td>.559</td></tr></table>	YEAR	GP/GS	PPG	RPG	BPG	APG	FG%	FT%	2016-17	--/--	--	--	--	--	--	--	Career	43/1	2.2	3.0	0.7	0.9	.576	.559	PLAYER NOTABLES: <ul style="list-style-type: none">Averaged 3.1 pts and 4.3 reb. per game last season.First collegiate start came against Akron (11/18/15).Went a perfect 6-6 from the field, scoring a career-high 13 points against LSU (2/23/16).	CAREER HIGHS PTS: 13 - LSU (2/23/16) REB: 9 - Texas Tech (1/30/16) BLK: 4 - Texas Tech (1/30/16) AST: 5 - North Florida (12/22/15)
YEAR	GP/GS	PPG	RPG	BPG	APG	FG%	FT%																						
2016-17	--/--	--	--	--	--	--	--																						
Career	43/1	2.2	3.0	0.7	0.9	.576	.559																						
2		ADRIO BAILEY ■ FR ■ F ■ 6-6 ■ 204 Campti, La. ■ Lakeview HS	<table><tr><th>YEAR</th><th>GP/GS</th><th>PPG</th><th>RPG</th><th>BPG</th><th>APG</th><th>FG%</th><th>FT%</th></tr><tr><td>2016-17</td><td>--/--</td><td>--</td><td>--</td><td>--</td><td>--</td><td>--</td><td>--</td></tr><tr><td>Career</td><td>--/--</td><td>--</td><td>--</td><td>--</td><td>--</td><td>--</td><td>--</td></tr></table>	YEAR	GP/GS	PPG	RPG	BPG	APG	FG%	FT%	2016-17	--/--	--	--	--	--	--	--	Career	--/--	--	--	--	--	--	--	PLAYER NOTABLES: <ul style="list-style-type: none">Ranked as the No. 11 player in the state of Louisiana.Averaged 19.5 ppg, 12.7 rpg and 3.9 bpg as a senior.No. 50 small forward in 2016 class by Rivals.com.	CAREER HIGHS PTS: REB: BLK: AST:
YEAR	GP/GS	PPG	RPG	BPG	APG	FG%	FT%																						
2016-17	--/--	--	--	--	--	--	--																						
Career	--/--	--	--	--	--	--	--																						
3		DUSTY HANNAHS ■ SR ■ G ■ 6-3 ■ 210 Little Rock, Ark. ■ Texas Tech University	<table><tr><th>YEAR</th><th>GP/GS</th><th>PPG</th><th>APG</th><th>SPG</th><th>FG%</th><th>3FG%</th><th>FT%</th></tr><tr><td>2016-17</td><td>--/--</td><td>--</td><td>--</td><td>--</td><td>--</td><td>--</td><td>--</td></tr><tr><td>Career</td><td>94/46</td><td>10.3</td><td>0.8</td><td>0.5</td><td>.420</td><td>.395</td><td>.873</td></tr></table>	YEAR	GP/GS	PPG	APG	SPG	FG%	3FG%	FT%	2016-17	--/--	--	--	--	--	--	--	Career	94/46	10.3	0.8	0.5	.420	.395	.873	PLAYER NOTABLES: <ul style="list-style-type: none">Leads all SEC returners in 3FGM (81) and percentage (.433).Had a team-high 17 pts against Central Missouri.One of 20 players on the Jerry West Shooting Guard of the Year Award watch list.	CAREER HIGHS PTS: 33 - Florida (3/10/16) AST: 6 - at West Virginia (1/22/14) STL: 3 - (2x) last vs. Miss. St. (1/9/16) 3FGM: 8 - Miss. St. (1/9/16)
YEAR	GP/GS	PPG	APG	SPG	FG%	3FG%	FT%																						
2016-17	--/--	--	--	--	--	--	--																						
Career	94/46	10.3	0.8	0.5	.420	.395	.873																						
4		DARYL MACON ■ JR ■ G ■ 6-3 ■ 185 Little Rock, Ark. ■ Holmes CC	<table><tr><th>YEAR</th><th>GP/GS</th><th>PPG</th><th>APG</th><th>SPG</th><th>FG%</th><th>3FG%</th><th>FT%</th></tr><tr><td>2016-17</td><td>--/--</td><td>--</td><td>--</td><td>--</td><td>--</td><td>--</td><td>--</td></tr><tr><td>Career</td><td>--/--</td><td>--</td><td>--</td><td>--</td><td>--</td><td>--</td><td>--</td></tr></table>	YEAR	GP/GS	PPG	APG	SPG	FG%	3FG%	FT%	2016-17	--/--	--	--	--	--	--	--	Career	--/--	--	--	--	--	--	--	PLAYER NOTABLES: <ul style="list-style-type: none">Ranked as the No. 3 JUCO transfer in the 2016 class.Averaged 23.9 ppg, 3.7 rpg and 3.2 apg as a sophomore.Reached double figures in 17 of 18 games, while scoring 20+ pts in 12 of 18 games.	CAREER HIGHS PTS: AST: STL: 3FGM:
YEAR	GP/GS	PPG	APG	SPG	FG%	3FG%	FT%																						
2016-17	--/--	--	--	--	--	--	--																						
Career	--/--	--	--	--	--	--	--																						
5		ARLANDO COOK ■ JR ■ F ■ 6-8 ■ 215 St. Louis, Mo. ■ Connors State College	<table><tr><th>YEAR</th><th>GP/GS</th><th>PPG</th><th>RPG</th><th>BPG</th><th>APG</th><th>FG%</th><th>FT%</th></tr><tr><td>2016-17</td><td>--/--</td><td>--</td><td>--</td><td>--</td><td>--</td><td>--</td><td>--</td></tr><tr><td>Career</td><td>--/--</td><td>--</td><td>--</td><td>--</td><td>--</td><td>--</td><td>--</td></tr></table>	YEAR	GP/GS	PPG	RPG	BPG	APG	FG%	FT%	2016-17	--/--	--	--	--	--	--	--	Career	--/--	--	--	--	--	--	--	PLAYER NOTABLES: <ul style="list-style-type: none">Ranked as the No. 6 JUCO transfer in the 2016 class.Averaged 16.0 pts and 10.1 rebs per game last season.Totaled 15 double-doubles, eight 20-point games and 16 10+ rebound performances last season.	CAREER HIGHS PTS: REB: BLK: AST:
YEAR	GP/GS	PPG	RPG	BPG	APG	FG%	FT%																						
2016-17	--/--	--	--	--	--	--	--																						
Career	--/--	--	--	--	--	--	--																						
12		BRACHEN HAZEN ■ FR ■ F ■ 6-8 ■ 195 Fort Wayne, Ind. ■ Columbia City HS	<table><tr><th>YEAR</th><th>GP/GS</th><th>PPG</th><th>APG</th><th>RPG</th><th>FG%</th><th>3FG%</th><th>FT%</th></tr><tr><td>2016-17</td><td>--/--</td><td>--</td><td>--</td><td>--</td><td>--</td><td>--</td><td>--</td></tr><tr><td>Career</td><td>--/--</td><td>--</td><td>--</td><td>--</td><td>--</td><td>--</td><td>--</td></tr></table>	YEAR	GP/GS	PPG	APG	RPG	FG%	3FG%	FT%	2016-17	--/--	--	--	--	--	--	--	Career	--/--	--	--	--	--	--	--	PLAYER NOTABLES: <ul style="list-style-type: none">Ranked as the No. 7 player in the state of Indiana.No. 50 small forward in 2016 class by 247Sports.Averaged 16.1 pts, 9.3 rebs, 2.6 asts, 1.4 stls and 1.8 blks per game as a senior.	CAREER HIGHS PTS: AST: REB: 3FGM:
YEAR	GP/GS	PPG	APG	RPG	FG%	3FG%	FT%																						
2016-17	--/--	--	--	--	--	--	--																						
Career	--/--	--	--	--	--	--	--																						
13		DUSTIN THOMAS ■ R-JR ■ F ■ 6-8 ■ 225 Texarkana, Texas ■ University of Colorado	<table><tr><th>YEAR</th><th>GP/GS</th><th>PPG</th><th>RPG</th><th>BPG</th><th>SPG</th><th>FG%</th><th>FT%</th></tr><tr><td>2016-17</td><td>--/--</td><td>--</td><td>--</td><td>--</td><td>--</td><td>--</td><td>--</td></tr><tr><td>Career</td><td>67/17</td><td>4.0</td><td>2.5</td><td>0.2</td><td>0.3</td><td>.430</td><td>.613</td></tr></table>	YEAR	GP/GS	PPG	RPG	BPG	SPG	FG%	FT%	2016-17	--/--	--	--	--	--	--	--	Career	67/17	4.0	2.5	0.2	0.3	.430	.613	PLAYER NOTABLES: <ul style="list-style-type: none">Sat out last season after transferring from Colorado.Averaged 4.0 ppg and 2.5 rpg at Colorado.Posted 6 pts and 2 rebs in 15 mins of action against Central Missouri in the first exhibition game.	CAREER HIGHS PTS: 17 - USC (1/4/15) REB: 7 - Drexel (11/14/14) BLK: 2 - (2x) last vs. California (2/12/15) STL: 3 - USC (1/4/15)
YEAR	GP/GS	PPG	RPG	BPG	SPG	FG%	FT%																						
2016-17	--/--	--	--	--	--	--	--																						
Career	67/17	4.0	2.5	0.2	0.3	.430	.613																						
21		MANUALE WATKINS ■ SR ■ G ■ 6-3 ■ 222 Fayetteville, Ark. ■ Fayetteville HS	<table><tr><th>YEAR</th><th>GP/GS</th><th>PPG</th><th>APG</th><th>RPG</th><th>SPG</th><th>FG%</th><th>FT%</th></tr><tr><td>2016-17</td><td>--/--</td><td>--</td><td>--</td><td>--</td><td>--</td><td>--</td><td>--</td></tr><tr><td>Career</td><td>76/9</td><td>3.4</td><td>1.4</td><td>2.3</td><td>0.9</td><td>.505</td><td>.597</td></tr></table>	YEAR	GP/GS	PPG	APG	RPG	SPG	FG%	FT%	2016-17	--/--	--	--	--	--	--	--	Career	76/9	3.4	1.4	2.3	0.9	.505	.597	PLAYER NOTABLES: <ul style="list-style-type: none">Averaged 5.1 ppg and 3.0 rpg last season as a junior.Finished with 10 pts and 9 rebs against Central Missouri.All six double-digit scoring efforts in his career came last season.	CAREER HIGHS PTS: 14 - (2x) last at Wake Forest (12/4/15) AST: 5 - (2x) last vs. Northwestern St. (12/1/15) REB: 9 - Northwestern St. (12/1/15) STL: 5 - Wake Forest (11/19/14)
YEAR	GP/GS	PPG	APG	RPG	SPG	FG%	FT%																						
2016-17	--/--	--	--	--	--	--	--																						
Career	76/9	3.4	1.4	2.3	0.9	.505	.597																						
23		C.J. JONES ■ FR ■ G ■ 6-5 ■ 175 Birmingham, Ala. ■ Central Park Christian	<table><tr><th>YEAR</th><th>GP/GS</th><th>PPG</th><th>APG</th><th>SPG</th><th>FG%</th><th>3FG%</th><th>FT%</th></tr><tr><td>2016-17</td><td>--/--</td><td>--</td><td>--</td><td>--</td><td>--</td><td>--</td><td>--</td></tr><tr><td>Career</td><td>--/--</td><td>--</td><td>--</td><td>--</td><td>--</td><td>--</td><td>--</td></tr></table>	YEAR	GP/GS	PPG	APG	SPG	FG%	3FG%	FT%	2016-17	--/--	--	--	--	--	--	--	Career	--/--	--	--	--	--	--	--	PLAYER NOTABLES: <ul style="list-style-type: none">Ranked as the No. 6 player in the state of Alabama.Led his high school team in scoring his final two years.Averaged 28 pts, 6 rebs, 4 asts and 3 stls per game as a senior.	CAREER HIGHS PTS: AST: STL: 3FGM:
YEAR	GP/GS	PPG	APG	SPG	FG%	3FG%	FT%																						
2016-17	--/--	--	--	--	--	--	--																						
Career	--/--	--	--	--	--	--	--																						
31		ANTON BEARD ■ JR ■ G ■ 6-0 ■ 198 North Little Rock, Ark. ■ North Little Rock HS	<table><tr><th>YEAR</th><th>GP/GS</th><th>PPG</th><th>APG</th><th>SPG</th><th>FG%</th><th>3FG%</th><th>FT%</th></tr><tr><td>2016-17</td><td>--/--</td><td>--</td><td>--</td><td>--</td><td>--</td><td>--</td><td>--</td></tr><tr><td>Career</td><td>58/17</td><td>6.2</td><td>1.6</td><td>1.0</td><td>.366</td><td>.325</td><td>.639</td></tr></table>	YEAR	GP/GS	PPG	APG	SPG	FG%	3FG%	FT%	2016-17	--/--	--	--	--	--	--	--	Career	58/17	6.2	1.6	1.0	.366	.325	.639	PLAYER NOTABLES: <ul style="list-style-type: none">5 of 7 double-digit efforts last year came in SEC play.Had a 2.4 assist/turnover ratio last season.Recorded 8 pts and 4 asts against Central Missouri in the first exhibition game.	CAREER HIGHS PTS: 18 - at Georgia (1/23/16) AST: 5 - (4x) last at Dayton (12/30/15) STL: 5 - Milwaukee (12/22/14) 3FGM: 4 - at Ole Miss (2/14/15)
YEAR	GP/GS	PPG	APG	SPG	FG%	3FG%	FT%																						
2016-17	--/--	--	--	--	--	--	--																						
Career	58/17	6.2	1.6	1.0	.366	.325	.639																						
33		MOSES KINGSLEY ■ SR ■ F ■ 6-10 ■ 230 Abuja, Nigeria ■ Huntington Prep (W.Va.)	<table><tr><th>YEAR</th><th>GP/GS</th><th>PPG</th><th>RPG</th><th>BPG</th><th>SPG</th><th>FG%</th><th>FT%</th></tr><tr><td>2016-17</td><td>--/--</td><td>--</td><td>--</td><td>--</td><td>--</td><td>--</td><td>--</td></tr><tr><td>Career</td><td>100/35</td><td>7.7</td><td>4.9</td><td>1.6</td><td>0.7</td><td>.533</td><td>.637</td></tr></table>	YEAR	GP/GS	PPG	RPG	BPG	SPG	FG%	FT%	2016-17	--/--	--	--	--	--	--	--	Career	100/35	7.7	4.9	1.6	0.7	.533	.637	PLAYER NOTABLES: <ul style="list-style-type: none">Recorded 16 double-doubles last season.Fifth in school history with 163 career blocks.Third SEC Preseason Player of the Year in school history (Ronnie Brewer/Joe Johnson)	CAREER HIGHS PTS: 26 - at Dayton (12/30/15) REB: 14 - Mercer (12/19/15) BLK: 8 - Tennessee Tech (12/12/15) STL: 4 - Auburn (2/17/16)
YEAR	GP/GS	PPG	RPG	BPG	SPG	FG%	FT%																						
2016-17	--/--	--	--	--	--	--	--																						
Career	100/35	7.7	4.9	1.6	0.7	.533	.637																						
HC		 1980-82 - Student-Athlete	 1982-85 - Volunteer Assistant	 1985-89 - Volunteer Assistant 1989-00 - Assistant Coach 2000-02 - Assistant Head Coach	 2002-06 - Head Coach 89-41 (.680)	 2006-11 - Head Coach 111-57 (.660)	 2011-Present - Head Coach 102-64 (.614)																						